


A P P A R A T U S



AGED BRASS / TAUPE LEATHER

CYLINDER : READING SCONCE


REFERENCE

PROPORTION AND UTILITY
WALTER DE MARIA

COMPOSITION


FUNCTIONAL, DIRECTIONAL LIGHTING
MECHANICAL JOINT
PRIMARY OR SECONDARY LIGHT SOURCE

A P P A R A T U S



TARNISHED SILVER / TAUPE LEATHER

A P P A R A T U S

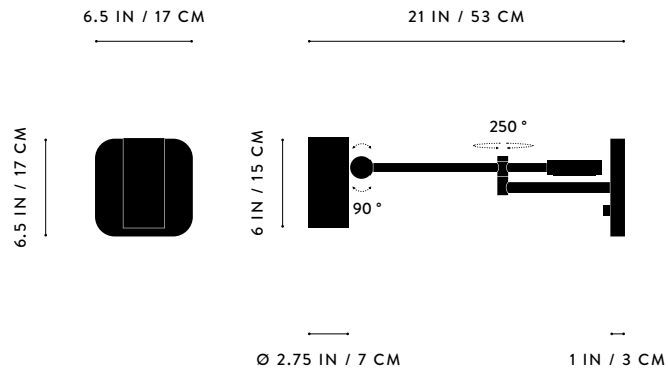


AGED BRASS / TAUPE LEATHER



AGED BRASS

A P P A R A T U S



CYLINDER : READING SCONCE


DIMENSIONS	6.5 W, 21 D IN 17 W, 53 D CM
WEIGHT	APPROX. 8 LBS / 4 KG
PRICE	FROM \$2400
VOLTAGE	120-240 UL / CE
CONTROL	INTEGRATED DIMMER INTEGRATED ON / OFF NO INTEGRATED CONTROL
LAMPING	120V : MAX 9W 240V : MAX 7W
BULB INCLUDED	120V : GU10 7W DIMMABLE LED BULB 500 LUMENS 1800-3000K WARM DIM 240V : GU10 : WARM WHITE 5.5W DIMMABLE LED BULB 355 LUMENS 2700K
BULB LIFE	120V : 30,000 HOURS 240V : 40,000 HOURS
DEPOSIT	50% UPON ORDER
BALANCE	DUE PRIOR TO SHIPPING
LEAD TIME	PLEASE REFER TO WEBSITE

FINISHED AND ASSEMBLED BY HAND IN NY
DOMESTIC AND IMPORTED COMPONENTS

A P P A R A T U S




AGED BRASS




OIL-RUBBED BRONZE




BLACKENED BRASS




TARNISHED SILVER



LEATHER - CANE



LEATHER - SADDLE




LEATHER - TAUPE



LEATHER - BLACK




SUEDE - ICE



SUEDE - PEWTER




SUEDE - BRONZE



SUEDE - SEPIA



SUEDE - JUNIPER



SUEDE - PLUM



SUEDE - BLACK

METAL

LEATHER

SUEDE

CYLINDER

AGED BRASS [WAXED]
OIL-RUBBED BRONZE [WAXED]
BLACKENED BRASS [WAXED]
TARNISHED SILVER [LACQUERED] ADD 35%

CANE
SADDLE
TAUPE
BLACK

ICE
PEWTER
BRONZE
SEPIA
JUNIPER
PLUM
BLACK

LEATHER AND SUEDE AVAILABLE FOR
PENDANTS AND READING SCONCES ONLY